

PARTURITION (BIRTH)

Most births occur during daylight hours and reputedly between 0800 and 1400 hours. Physical signs of approaching parturition are often imperceptible but changes in general behaviour are usually the most obvious outward sign that birth is imminent. Physical signs may include relaxation of the vulva, loss of the cervical mucus plug, slight increase in the size of the mammary gland and waxing of the tips of the teats (only if previously given birth). Behavioural changes include signs of obvious discomfort (including rolling and frequently lying down and getting up), frequently looking at their tail, and placing themselves in isolation to the rest of the herd, and frequent visits to the dung pile with little or no defecation. Other common body language includes sitting on one hip, ears back, and back arched.

Labour

Normal labour is a continuous process initiated by hormonal changes but it can be broadly divided into 3 stages.

Stage 1

The cervix relaxes and uterine contractions commence to propel the foetus into the birth canal. This stage may last 2-6 hours (or longer in first pregnancies). Signs include restlessness, discomfort, increased humming, increased defecation and urination, segregation from the herd and decreased appetite. Many alpacas show no obvious signs of being in first stage labour.

Stage 2

Uterine contractions increase in frequency to aid expulsion of the foetus. The female may lie down and rise up several times; there is abdominal straining; the amniotic sac (or water bag) may appear at the vulva and rupture. (Note: much less fluid is released than in other species). Both forelimbs appear together at the vulva and the head emerges either above or below the legs. Once the head appears, delivery is usually completed quickly but the female may rest before pushing out the shoulders. Most females deliver in the standing position. Stage 2 is usually completed in 30-45 minutes.

Stage 3

The placenta or afterbirth is usually expelled within 2 hours of birth. Alpacas do not eat the afterbirth nor lick their offspring.

Veterinary attention is required if ...

- Stage 1 exceeds 5 hours without signs of abdominal contractions.
- Stage 2 extends beyond 30 minutes without any signs of progression.
- Stage 3, if the afterbirth has not been expelled within 6-8 hours (or by the next morning for late in the day deliveries.)

Dystocias (Difficult births)

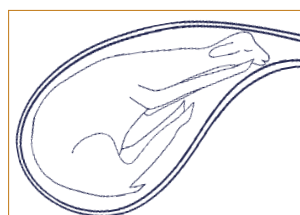
In alpacas the dystocia rate is low (2%-5%) but in such cases immediate assistance is generally required.

Most dystocias are due to abnormal presentation or position of the foetus in the uterus..

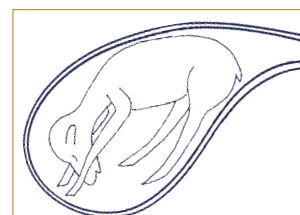
Dystocia may also be caused by maternal reproductive problems such as infection, poor nutrition or obesity where excess fat in the birth canal reduces the area for the foetus to pass through. The dam (or mother) may become exhausted after prolonged unsuccessful efforts to deliver the foetus.

Shoulder/elbow flexion is the most common dystocia. Deviations of the head and neck are difficult to correct due to the long neck of the foetus.

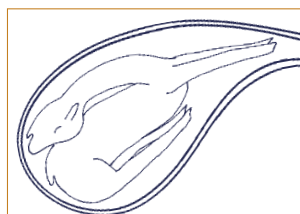
Backwards (hind legs presented first) or breech presentations (buttocks and backbone jammed against the birth canal) are serious dystocias and require veterinary assistance.



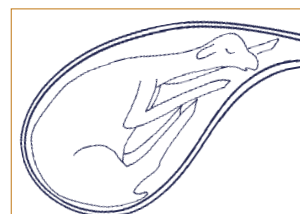
Normal Presentation



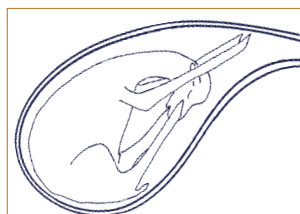
Breech



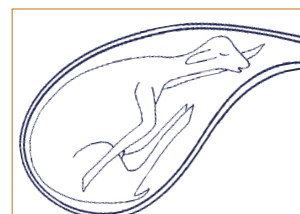
Legs OK - Neck Flexion



Shoulder/Elbow Flexed



Vertex



One Retained Leg

Post-partum Problems

Problems after parturition (ie. Post-partum) are uncommon, but may include prolapse of the uterus and vagina, haemorrhage, uterine tears and uterine infections. Good hygiene is important when dealing with a dystocia to reduce the risk of introducing infection into the uterus.

Post-partum Breeding: When to rebreed?

Involution (i.e. return to normal size) of the uterus progresses rapidly in alpacas and is complete by 3 weeks after parturition. A small amount of discharge, often blood tinged, is sometimes seen during the first 5-7 days post-partum.

In general, rebreeding should be delayed until 15-20 days post-partum, and occasionally a female may not be receptive for up to 40 days post-partum.

Infertility

Compared with many other livestock, infertility in alpacas is relatively uncommon and most problems can be resolved using different management strategies.

Fertility problems should always be discussed with your veterinarian, who will be able to carry out the necessary reproductive examination and fertility assessment. Alpaca owners should keep good breeding records, as an accurate history is a vital part of any fertility assessment.

FURTHER READING

Fowler, M.E. (1989).
Medicine and Surgery of South American Camelids.
Iowa State University Press, Iowa, U.S.A.

Johnson, L.W. (1989).
The Veterinary Clinics of North America,
Volume 5, No. 1: Llama Medicine.
W.B. Saunders Co., Philadelphia, U.S.A..

Johnson, L.W. (1991).
The Veterinary Clinics of North America,
Volume 10, No. 2: Update on Llama Medicine.
W.B. Saunders Co., Philadelphia, U.S.A.

McMillan, E and Jinks, C (1997)
Alpaca Breeder's Birthing Handbook.
Alpaca Publications Australia.

Smith, B.B., Timm, K.I. and Long, P.O. (1996)
Llama and Alpaca Neonatal Care. Clay Press.

Much of this material has been adapted from An introduction to the unique reproductive physiology and breeding activity of SACs by Dr. Deidre Bourke: Proceedings of the International Alpaca Conference, held in Fremantle, WA 1998, with significant contributions from Dr. Ewen McMillan, Dr. George Jackson, and Carolyn Jinks.

Australian Alpaca Association (03) 9873 7700
www.alpaca.asn.au